

villa
ceramica

general catalogue
Made for tile experts

Made for tile experts.

CREATED FOR CERAMIC PROFESSIONALS.

Dedicated to the real experts in ceramics, those who work daily with the best materials to dress their projects. Thus was born **Made for Tile Experts** by **Villa Cerámica**, a catalog in the form of a basic manual on porcelain tile. A manual that contains a unique selection of the best ceramic collections for any type of space, from wood, marble, cement to stone and metal.

The creation of Villa Cerámica is the result of an exciting project based on our long experience in the ceramic sector. We are part of a consolidated company in the market, with more than a decade of learning the latest technologies, quality, service, innovation and design. A company that believes in people and in a job well done, that with its philosophy has not stopped growing since its beginnings and that looks forward to the future.

The Villa Cerámica brand is synonymous with commitment, efficiency and hard work. We are firmly committed to being one of the leading companies in product quality, being at the forefront of design, offering impeccable service and a notorious international presence. Our main objective is to maintain a direct and preferential contact with all our customers, offering them a personal treatment and absolute dedication, in search of their maximum satisfaction and confidence in us and in our products.


CREADO PARA PROFESIONALES DE LA CERÁMICA

Dedicado a los verdaderos expertos en cerámica, aquellos que trabajan a diario con los mejores materiales para vestir sus proyectos. Así nace **Made for Tile Experts** by **Villa Cerámica**, un catálogo en forma de manual básico sobre porcelánico. Un manual que recoge en su interior, una selección única de las mejores colecciones cerámicas para cualquier tipología de espacio, desde maderas, mármoles, cementos hasta piedras y metales.

La creación de Villa Cerámica es el resultado de un apasionante proyecto basado en nuestra larga experiencia en el sector cerámico. Formamos parte de una empresa consolidada en el mercado, con más de una década de aprendizaje en últimas tecnologías, calidad, servicio, innovación y diseño. Una compañía que cree en las personas y en el trabajo bien hecho, que con su filosofía no ha dejado de crecer desde sus comienzos y que mira con ilusión el horizonte del futuro.

La marca Villa Cerámica es sinónimo de empeño, eficacia y trabajo. Apostamos con firmeza por ser una de las empresas punteras en calidad de producto, estar a la vanguardia del diseño, ofrecer un servicio impecable y una notoria presencia internacional. Nuestro principal objetivo es mantener un contacto directo y preferente con todos nuestros clientes, ofreciéndoles un trato personal y una dedicación absoluta, en busca de su máxima satisfacción y confianza en nosotros y en nuestros productos.

villa
ceramica



Find the collection you were waiting for.

ENCUENTRA LA COLECCIÓN QUE ESTABAS ESPERANDO.

SYMBOLOLOGY SIMBOLOGÍA

-  MATT | MATE
-  GLOSSY | BRILLO
-  POLISHED | PULIDO
-  LAPPATO | LAPADO
-  HONED | APELMAZADO
-  ANTISLIP | ANTIDESLIZANTE
-  WALL TILES | REVESTIMIENTO
-  FLOOR TILES | PAVIMENTO
-  GRAPHIC VARIATION | VARIACIÓN GRÁFICA

CEMENTS & METALS

CEMENTOS Y METALES

Haumea Collection	8.
Nebula Collection	10.
Stratosphere Collection	14.
Century Collection	16.
Fusion Collection	18.
Loft Collection	20.

STONES

PIEDRAS

Neptune Collection	24.
Galaxy Collection	26.
Gravity Collection	28.
Luxor Collection	34.
Indo Collection	36.
Sismic Collection	38.
Portland Collection	42.

MARBLES

MÁRMOLES

Venus Collection	46.
Meteor Collection	48.
Spiral Collection	50.
Dust Collection	52.
Pluto Collection	54.
Orion Collection	56.
Milky way Collection	60.
Jump Collection	62.
Supreme Collection	64.
Marma Collection	66.
Statuario Collection	68.
Nova Collection	70.
Absolut Collection	72.
Atmosphere Collection	74.

WOODS

MADERAS

Planet Collection	78.
Matter Collection	80.
Comet Collection	82.
Tropic Collection	84.
Cava Collection	86.

WHITES

BLANCOS

Star Collection	90.
Apolo Collection	92.

TECHNICAL AREA

ÁREA TÉCNICA

Users guide	94.
Technical Information	96.

Pure elements, cements and metals.

A REFLECTION OF THE PUREST MATERIALS

Cement and metal, two pure elements whose intrinsic character is part of the innate composition of original nature. With an imposing personality and compact appearance, its combination with other materials creates truly comfortable and welcoming spaces. Discover the essential collections inspired by the most avant-garde cements and metals and let yourself be captivated by their attractive and consistent surface.

UN REFLEJO DE LOS MATERIALES MÁS PUROS

Cemento y metal, dos elementos puros cuyo carácter intrínseco forma parte de la composición innata de la naturaleza original. De personalidad imponente y apariencia compacta, su combinación junto a otros materiales genera espacios realmente confortables y acogedores. Descubre las colecciones esenciales inspiradas en los cementos y metales más vanguardistas y déjate cautivar por su atrayente y consistente superficie.



Haumea SERIES

PORCELAIN RECT. 60x120
PORCELÁNICO RECT. 23.6x47.2"




± 9,3 MM

60x120



HAUMEA LIGHT 60x1200 CM

SIZE FORMATO	PIECES BOX PIEZAS CAJA	M ² BOX M ² CAJA	KG BOX KG CAJA	BOXES CAJAS	M ² PALLET M ² PALLET	KG PALLET KG PALLET
RECT. 60x120	2	1,44	31,5	32	46,08	1.020



Light

RECT. 60x120 CM | RECT. 23,6x47,2"

■ POLISHED | PULIDO



Dark

RECT. 60x120 CM | RECT. 23,6x47,2"

■ POLISHED | PULIDO

Nebula

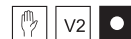
SERIES

COLOURED BODY PORCELAIN
PORCELÁNICO MASA COLOREADA


RECT. 60x120 | RECT. 90x90 | RECT. 60x60 CM
RECT. 23.6x47.2" | RECT. 35.4x35.4" | RECT. 23.6x23.6"



WHITE BODY RECT. 30x90 CM
PASTA BLANCA RECT. 11.8x35.4"



NEBULA CREAM 30X90+ DECOR NEBULA CREAM 30X90 CM



± 10,9 MM

60x120




± 10,4 MM

90x90



± 9,6 MM

60x60



± 10,6 MM

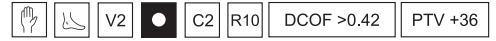
30x90



Nebula SERIES

COLOURED BODY PORCELAIN
PORCELÁNICO MASA COLOREADA

RECT. 60x120 | RECT. 90x90 | RECT. 60x60 CM
RECT. 23.6x47.2" | RECT. 35.4x35.4" | RECT. 23.6x23.6"



WHITE BODY RECT. 30x90 CM
PASTA BLANCA RECT. 11.8x35.4"



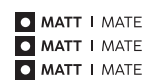
Grey

RECT. 60x120 CM | 23.6x47.2"
RECT. 90x90 CM | 35.4x35.4"
RECT. 60x60 CM | 23.6x23.6"



Dark

RECT. 60x120 CM | 23.6x47.2"
RECT. 90x90 CM | 35.4x35.4"
RECT. 60x60 CM | 23.6x23.6"



SIZE FORMATO	PIECES BOX PIEZAS CAJAS	M² BOX M² CAJA	KG BOX KG CAJA	BOXES CAJAS	M² PALLET M² PALLET	KG PALLET KG PALLET	SIZE PALLET TAMAÑO PALLET
RECT. 60x120	2	1,44	36,52	27	38,88	1.009	1200x800x750
RECT. 90x90	2	1,62	39,6	24	38,88	974	930x930x730
RECT. 60x60	3	1,08	22,53	40	43,2	924	1200x800x750
30x90	4	1,08	17,88	51	55,08	935	1200x800x750
DECOR 30X90	4	1,08	17,88	51	55,08	935	1200x800x750



Cream

RECT. 60x120 CM | 23 6x47,2
 RECT. 90x90 CM | 35,4x35,4"
 RECT. 60x60 CM | 23,6x23,6"
 RECT. 30x90 CM | 11,8x35,4"


- ☐ MATT | MATE
- ☐ MATT | MATE
- ☐ MATT | MATE
- ☐ MATT | MATE



Light

RECT. 60x120 CM | 23 6x47,2
 RECT. 90x90 CM | 35,4x35,4"
 RECT. 60x60 CM | 23,6x23,6"
 RECT. 30x90 CM | 11,8x35,4"


- ☐ MATT | MATE
- ☐ MATT | MATE
- ☐ MATT | MATE
- ☐ MATT | MATE



Decor Nebula Cream

RECT. DECOR 30x90 CM | 11,8x35,4"

- ☐ MATT | MATE



Decor Nebula Light

RECT. DECOR 30x90 CM | 11,8x35,4"


- ☐ MATT | MATE

Stratosphere

 SERIES

PORCELAIN RECT. 45x90 CM
PORCELÁNICO 17.7x35.4"



 ≈ 11 MM
45x90



SIZE FORMATO	PIECES BOX PIEZAS CAJA	M ² BOX M ² CAJA	KG BOX KG CAJA	BOXES CAJAS	M ² PALLET M ² PALLET	KG PALLET KG PALLET
RECT. 45x90	3	1,21	28,7	44	53,24	1.283



Gris

RECT. 45x90 CM | 17.7x35.4"

■ MATT | MATE



Perla

RECT. 45x90 CM | 17.7x35.4"

■ MATT | MATE



Chevron

RECT. 45x90 CM | 17.7x35.4"

■ MATT | MATE

Century

SERIES

COLOURED BODY PORCELAIN
PORCELÁNICO MASA COLOREADA

RECT. 60x120 | RECT. 90x90 | RECT. 60x60 CM
RECT. 23,6x47,2" | RECT. 35,4x35,4" | RECT. 23,6x23,6"



≈ 10,4 MM

60x120



≈ 10,6 MM

90x90



≈ 9,3 MM

60x60



SIZE FORMATO	PIECES BOX PIEZAS CAJAS	M ² BOX M ² CAJA	KG BOX KG CAJA	BOXES CAJAS	M ² PALLET M ² PALLET	KG PALLET KG PALLET
RECT. 60x120	2	1,44	34	32	46,08	1.008
RECT. 90x90	2	1,62	42	27	43,74	1.154
RECT. 60x60	4	1,44	31,4	30	43,2	962



Perla

RECT. 60x120 CM | 23.6x47.2"
RECT. 90x90 CM | 35.4x35.4"
RECT. 60x60 CM | 23.6x23.6"


- MATT | MATE
- MATT | MATE
- MATT | MATE



Grey

RECT. 60x120 CM | 23.6x47.2"
RECT. 90x90 CM | 35.4x35.4"
RECT. 60x60 CM | 23.6x23.6"

- MATT | MATE
- MATT | MATE
- MATT | MATE



Marengo

RECT. 60x120 CM | 23.6x47.2"
RECT. 90x90 CM | 35.4x35.4"
RECT. 60x60 CM | 23.6x23.6"

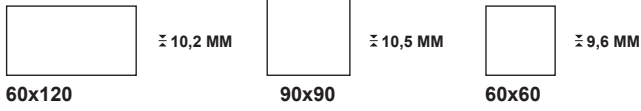
- MATT | MATE
- MATT | MATE
- MATT | MATE

Fusion SERIES

COLOURED BODY PORCELAIN
PORCELÁNICO MASA COLOREADA

RECT. 60x120 | RECT. 90x90 | RECT. 60x60 CM
RECT. 23,6x47,2" | RECT. 35,4x35,4" | RECT. 23,6x23,6"

Icons: Hand, Wheelchair, V3, Black circle, C2, R10
DCOF >0.45 | PTV +36



FUSION GRIGIO 60X60 CM

SIZE FORMATO	PIECES BOX PIEZAS CAJAS	M ² BOX M ² CAJA	KG BOX KG CAJA	BOXES CAJAS	M ² PALLET M ² PALLET	KG PALLET KG PALLET
RECT. 60x120	2	1,44	34	32	46,08	1.108
RECT. 90x90	2	1,62	42	27	43,74	1.154
RECT. 60x60	4	1,44	30	30	43,2	920



White

RECT. 60x120 CM | 23,6x47,2"
RECT. 90x90 CM | 35,4x35,4"
RECT. 60x60 CM | 23,6x23,6"

- MATT | MATE
- MATT | MATE
- MATT | MATE



Grigio

RECT. 60x120 CM | 23,6x47,2"
RECT. 90x90 CM | 35,4x35,4"
RECT. 60x60 CM | 23,6x23,6"

- MATT | MATE
- MATT | MATE
- MATT | MATE



Blue

RECT. 60x120 CM | 23,6x47,2"
RECT. 90x90 CM | 35,4x35,4"
RECT. 60x60 CM | 23,6x23,6"

- MATT | MATE
- MATT | MATE
- MATT | MATE



Brown

RECT. 60x120 CM | 23,6x47,2"
RECT. 90x90 CM | 35,4x35,4"
RECT. 60x60 CM | 23,6x23,6"

- MATT | MATE
- MATT | MATE
- MATT | MATE

Loft

SERIES

COLOURED BODY PORCELAIN
PORCELÁNICO MASA COLOREADA

RECT. 60x60 | 45x45 CM
RECT. 23.6x23.6" | 17.7x17.7"



± 9,7 MM

60x60



± 9,5 MM

45x45



LOFT GREY 60x60 CM

SIZE FORMATO	PIECES BOX PIEZAS CAJAS	M ² BOX M ² CAJA	KG BOX KG CAJA	BOXES CAJAS	M ² PALLET M ² PALLET	KG PALLET KG PALLET
RECT. 60x60	4	1,44	29,5	30	43,2	920
45x45	6	1,22	24,71	52	63,44	1.300



Perla

RECT. 60x60 CM | 23,6x23,6"
45x45 CM | 17,7x17,7"

- MATT | MATE
- MATT | MATE



Grey

RECT. 60x60 CM | 23,6x23,6"
45x45 CM | 17,7x17,7"

- MATT | MATE
- MATT | MATE



Marengo

RECT. 60x60 CM | 23,6x23,6"
45x45 CM | 17,7x17,7"

- MATT | MATE
- MATT | MATE

Sturdy, like a stone.

SYMBOL OF THE ENDURING AND IMPERISHABLE

The stone, symbol of the enduring and imperishable. Characterized by their hardness, robustness and durability, these materials have always been a symbol of unity and strength. With a rigid countenance and distinguished character, they are able to captivate you, through their attractive shapes and solid character. Discover the collections inspired by the purest, wildest and most authentic stones.

SÍMBOLO DE LO PERDURABLE E IMPERECEDERO

La piedra, símbolo de lo perdurable, lo imperecedero. Caracterizadas por su dureza, robustez y durabilidad, estos materiales han sido siempre un símbolo de unidad y fuerza. De semblante rígido y carácter distinguido son capaces de cautivarte a través de sus atrayentes formas y sólido carácter. Descubre las colecciones inspiradas en las piedras más puras, salvajes y auténticas.



Neptune

SERIES



COLOURED BODY PORCELAIN
PORCELÁNICO MASA COLOREADA

RECT. 60x120 | RECT. 90x90 | RECT. 60x60 CM
RECT. 23.6x47.2" | RECT. 35.4x35.4" | RECT. 23.6x23.6"

C2 R10 DCOF >0.42 PTV +36



≈ 10,9 MM

60x120



≈ 10,4 MM

90x90



≈ 9,6 MM

60x60



NEPTUNE ANTRACITE 60X120 CM

SIZE FORMATO	PIECES BOX PIEZAS CAJAS	M ² BOX M ² CAJA	KG BOX KG CAJA	BOXES CAJAS	M ² PALLET M ² PALLET	KG PALLET KG PALLET
RECT. 60x120	2	1,44	36,52	27	38,88	1.009
RECT. 90x90	2	1,62	39,6	24	38,88	974
RECT. 60x60	3	1,08	22,53	40	43,2	924



Sand

RECT. 60x120 CM | 23,6x47,2"
RECT. 90x90 CM | 35,4x35,4"
RECT. 60x60 CM | 23,6x23,6"


- MATT | HONED
- MATT | HONED
- MATT | MATE



Grey

RECT. 60x120 CM | 23,6x47,2"
RECT. 90x90 CM | 35,4x35,4"
RECT. 60x60 CM | 23,6x23,6"

- MATT | HONED
- MATT | HONED
- MATT | MATE



Antracite

RECT. 60x120 CM | 23,6x47,2"
RECT. 90x90 CM | 35,4x35,4"
RECT. 60x60 CM | 23,6x23,6"

- MATT | HONED
- MATT | HONED
- MATT | MATE

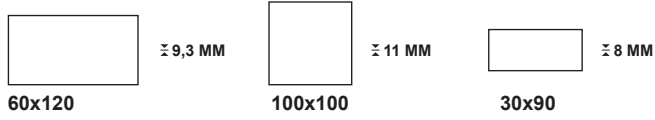
Galaxy SERIES

PORCELAIN RECT. 60x120 | RECT. 100X100 CM
 PORCELÁNICO RECT. 23.6x47.2" | RECT. 35.4X35.4"

WHITE BODY RECT. 30x90 CM
 PASTA BLANCA RECT. 11.8x35.4"



GALAXY GREY + PEARL 30X90 + GALAXY DECOR GREY 30X90 CM



SIZE FORMATO	PIECES BOX PIEZAS CAJAS	M ² BOX M ² CAJA	KG BOX KG CAJA	BOXES CAJAS	M ² PALLET M ² PALLET	KG PALLET KG PALLET
RECT. 60x120	2	1,44	31,5	32	46,08	1.028
RECT. 100x100	1	1	22,5	54	54	1.215
RECT. 30x90	5	1,35	20	64	86,4	1.300
RECT. DECOR 30X90	4	1,08	19	64	69,12	1.235



Pearl

RECT. 60x120 CM | RECT. 23.6x47.2"
 RECT. 100X100 CM | RECT. 35.4X35.4"
 RECT. 30X90 CM | RECT. 11,8X35,4"

- MATT | MATE
- MATT | MATE
- MATT | MATE



Decor Galaxy Pearl

RECT. DECOR 30X90 CM | RECT. 11,8X35,4"

- MATT | MATE



Grey

RECT. 60x120 CM | RECT. 23.6x47.2"
 RECT. 100X100 CM | RECT. 35.4X35.4"
 RECT. 30X90 CM | RECT. 11,8X35,4"

- MATT | MATE
- MATT | MATE
- MATT | MATE



Decor Galaxy Grey


RECT. DECOR 30X90 CM | RECT. 11,8X35,4"

- MATT | MATE

Gravity SERIES

PORCELAIN 30x60
PORCELÁNICO 11.8x23.6"

-  
- V3
- 
- C3
- R11
- DCOF >0.42
- PTV +36

 ≤ 10 MM
30x60



GRAVITY SLATE 30x60 CM


SIZE FORMATO	PIECES BOX PIEZAS CAJA	M ² BOX M ² CAJA	KG BOX KG CAJA	BOXES CAJAS	M ² PALLET M ² PALLET	KG PALLET KG PALLET
30x60	8	1,44	27	40	57,6	1.140

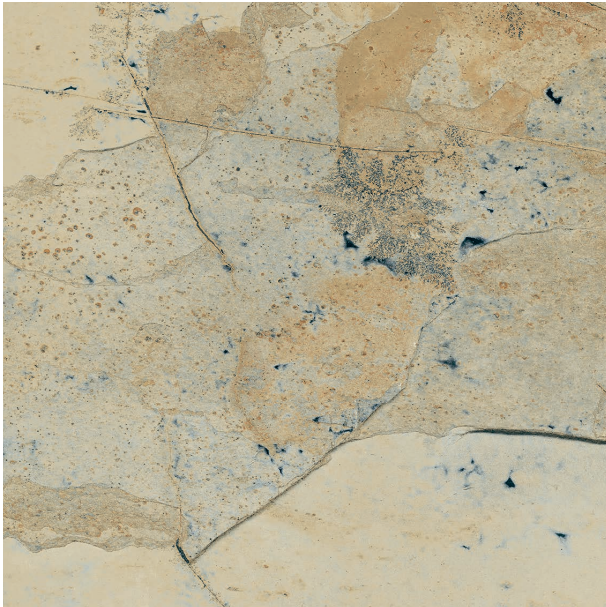


Gravity SERIES

PORCELAIN 30x60
PORCELÁNICO 11.8x23.6"




 ≈ 10 MM
30x60



Slate

30x60 CM | 11.8x23.6"


 MATT | MATE



Emerald

30x60 CM | 11.8x23.6"

 MATT | MATE




Sky

30x60 CM | 11.8x23.6"

 MATT | MATE

SIZE FORMATO	PIECES BOX PIEZAS CAJA	M ² BOX M ² CAJA	KG BOX KG CAJA	BOXES CAJAS	M ² PALLET M ² PALLET	KG PALLET KG PALLET
30x60	8	1,44	27	40	57,6	1.140



Slate

30x60 CM | 11.8x23.6"


■ MATT | MATE


* 21 DIFFERENT GRAPHICS | 21 GRÁFICAS DIFERENTES

Gravity SERIES

PORCELAIN 30x60
PORCELÁNICO 11.8x23.6"

  V3  C3 R11 DCOF >0.42 PTV +36

 ≈ 10 MM
30x60




Emerald
30x60 CM | 11.8x23.6"

* 24 DIFFERENT GRAPHICS | 24 GRÁFICAS DIFERENTES

 MATT | MATE

SIZE FORMATO	PIECES BOX PIEZAS CAJA	M ² BOX M ² CAJA	KG BOX KG CAJA	BOXES CAJAS	M ² PALLET M ² PALLET	KG PALLET KG PALLET
30x60	8	1,44	27	40	57,6	1.140



Sky

30x60 CM | 11.8x23.6"

* 24 DIFFERENT GRAPHICS | 24 GRÁFICAS DIFERENTES

■ MATT | MATE

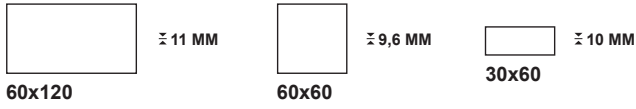
Luxor

SERIES

COLOURED BODY PORCELAIN
PORCELÁNICO MASA COLOREADA

RECT. 60x120 | RECT. 60x60 | RECT. 30x60 CM
RECT. 23.6x47.2" | RECT. 23.6x23.6" | RECT. 11.8x23.6"

Icons: Hand, Foot, V2, C2, R10
DCOF >0.42 | PTV 25-35



LUXOR CONCRETE 60x60 CM

SIZE FORMATO	PIECES BOX PIEZAS CAJAS	M ² BOX M ² CAJA	KG BOX KG CAJA	BOXES CAJAS	M ² PALLET M ² PALLET	KG PALLET KG PALLET
RECT. 60x120	2	1,44	28,3	36	43,2	1.020
RECT. 60x60	3	1,08	24	40	43,2	960
RECT. 30x60	6	1,08	23,5	40	43,2	952



White

RECT. 60x120 CM | 23.6x47.2"
RECT. 60x60 CM | 23.6x23.6"
RECT. 30x60 CM | 11.8x23.6"

- MATT | MATE
- MATT | MATE
- MATT | MATE



Concrete

RECT. 60x120 CM | 23.6x47.2"
RECT. 60x60 CM | 23.6x23.6"
RECT. 30x60 CM | 11.8x23.6"

- MATT | MATE
- MATT | MATE
- MATT | MATE



Calm

RECT. 60x120 CM | 23.6x47.2"
RECT. 60x60 CM | 23.6x23.6"
RECT. 30x60 CM | 11.8x23.6"

- MATT | MATE
- MATT | MATE
- MATT | MATE



Plumb

RECT. 60x120 CM | 23.6x47.2"
RECT. 60x60 CM | 23.6x23.6"
RECT. 30x60 CM | 11.8x23.6"

- MATT | MATE
- MATT | MATE
- MATT | MATE

Indo SERIES



COLOURED BODY PORCELAIN
PORCELÁNICO MASA COLOREADA

RECT. 60x120 | RECT. 90x90 | RECT. 60x60 | RECT. 30x60 CM
RECT. 23.6x47.2" | RECT. 35.4x35.4" | RECT. 23.6x23.6" | RECT. 11.8x23.6"

DCOF >0.45

PTV +36



≈ 10,1 MM

60x120



≈ 10,2 MM

90x90



≈ 9,6 MM

60x60



≈ 9,8 MM

30x60



INDO SILVER 60x120 CM

SIZE FORMATO	PIECES BOX PIEZAS CAJAS	M ² BOX M ² CAJA	KG BOX KG CAJA	BOXES CAJAS	M ² PALLET M ² PALLET	KG PALLET KG PALLET
RECT. 60x120	2	1,44	34	32	46,08	1.108
RECT. 90x90	2	1,62	42	27	43,74	1.164
RECT. 60x60	4	1,44	30,2	30	43,2	905
RECT. 30x60	6	1,08	22	48	51,84	1.100



Light

RECT. 60x120 CM | 23,6x47,2"
RECT. 90x90 CM | 35,4x35,4"
RECT. 60x60 CM | 23,6x23,6"
RECT. 30x60 CM | 11,8x23,6"

- MATT | MATE
- MATT | MATE
- MATT | MATE
- MATT | MATE



Silver

RECT. 60x120 CM | 23,6x47,2"
RECT. 90x90 CM | 35,4x35,4"
RECT. 60x60 CM | 23,6x23,6"
RECT. 30x60 CM | 11,8x23,6"

- MATT | MATE
- MATT | MATE
- MATT | MATE
- MATT | MATE



Argent

RECT. 60x120 CM | 23,6x47,2"
RECT. 90x90 CM | 35,4x35,4"
RECT. 60x60 CM | 23,6x23,6"
RECT. 30x60 CM | 11,8x23,6"

- MATT | MATE
- MATT | MATE
- MATT | MATE
- MATT | MATE



Mud

RECT. 60x120 CM | 23,6x47,2"
RECT. 90x90 CM | 35,4x35,4"
RECT. 60x60 CM | 23,6x23,6"
RECT. 30x60 CM | 11,8x23,6"

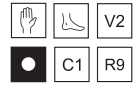
- MATT | MATE
- MATT | MATE
- MATT | MATE
- MATT | MATE

Sismic

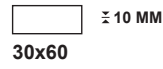
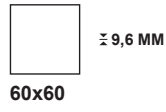
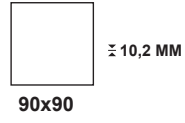
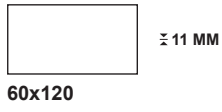
SERIES

COLOURED BODY PORCELAIN
PORCELÁNICO MASA COLOREADA

RECT. 60x120 | RECT. 90x90 | RECT. 60x60 | RECT. 30x60 CM
RECT. 23.6x47.2" | RECT. 35.4x35.4" | RECT. 23.6x23.6" | RECT. 11.8x23.6"



SISMIC GREY 90x90 CM



Grey

RECT. 60x120 CM | 23,6x47,2"
RECT. 90x90 CM | 35,4x35,4"
RECT. 60x60 CM | 23,6x23,6"
RECT. 30x60 CM | 11,8x23,6"


- MATT | MATE
- MATT | MATE
- MATT | MATE
- MATT | MATE

Sismic

SERIES

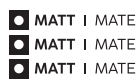
COLOURED BODY PORCELAIN
PORCELÁNICO MASA COLOREADA

RECT. 60x120 | RECT. 90x90 | RECT. 60x60 | RECT. 30x60 CM
RECT. 23.6x47.2" | RECT. 35.4x35.4" | RECT. 23.6x23.6" | RECT. 11.8x23.6"



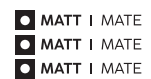
White

RECT. 60x120 CM | 23.6x47.2"
RECT. 90x90 CM | 35.4x35.4"
RECT. 60x60 CM | 23.6x23.6"




Earth

RECT. 60x120 CM | 23.6x47.2"
RECT. 90x90 CM | 35.4x35.4"
RECT. 60x60 CM | 23.6x23.6"




SIZE FORMATO	PIECES BOX PIEZAS CAJAS	M ² BOX M ² CAJA	KG BOX KG CAJA	BOXES CAJAS	M ² PALLET M ² PALLET	KG PALLET KG PALLET
RECT. 60x120	2	1,44	31,5	40	57,6	1.258
RECT. 90x90	2	1,62	38	27	43,74	1.020
RECT. 60x60	3	1,08	24	40	43,2	960
RECT. 30x60	6	1,08	23,5	40	43,2	952



Cloud

RECT. 60x120 CM | 23.6x47.2"
RECT. 90x90 CM | 35.4x35.4"
RECT. 60x60 CM | 23.6x23.6"

- MATT | MATE
- MATT | MATE
- MATT | MATE



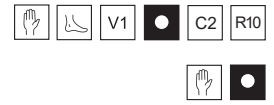
Cream

RECT. 60x120 CM | 23.6x47.2"
RECT. 90x90 CM | 35.4x35.4"
RECT. 60x60 CM | 23.6x23.6"
RECT. 30x60 CM | 11.8x23.6"

- MATT | MATE
- MATT | MATE
- MATT | MATE
- MATT | MATE

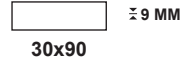
Portland SERIES

PORCELAIN RECT. 60x60
PORCELÁNICO RECT. 23.6x23.6"
WHITE BODY RECT. 30x90 CM
PASTA BLANCA RECT. 11.8x35.4"



PORTLAND BEIGE 60X60 - 30X90 CM | PORTLAND RELIEVE BEIGE 30X90 CM

SIZE FORMATO	PIECES BOX PIEZAS CAJAS	M ² BOX M ² CAJA	KG BOX KG CAJA	BOXES CAJAS	M ² PALLET M ² PALLET	KG PALLET KG PALLET
RECT. 60x60	3	1,08	24	40	43,2	1.000
RECT. 30x90	5	1,35	22	63	85,05	1.335
RECT. DECOR 30X90	4	1,08	19	63	68,04	1.200



White

RECT. 60x60 CM | 23.6x23.6"
RECT. 30x90 CM | 11.8x35.4"


■ MATT | MATE
■ MATT | MATE



Decor Portland White

RECT. DECOR 30x90 CM | 11.8x35.4"

■ MATT | MATE



Beige

RECT. 60x60 CM | 23.6x23.6"
RECT. 30x90 CM | 11.8x35.4"

■ MATT | MATE
■ MATT | MATE



Decor Portland Beige

RECT. DECOR 30x90 CM | 11.8x35.4"

■ MATT | MATE

Marbles are always a brilliant idea.

AN ALLEGORY TO SUMPTUOUSNESS

An authentic eclectic explosion of colors and shapes that give light to materials that seem to be in continuous movement. Its delicate surface is confronted with its imposing presence and sophistication. An allegory to magnificence that will captivate you through its captivating flashes, its blinding light and its resplendent surface. Discover an excellent selection of the most sublime marbles.

UNA ALEGORÍA A LA SUNTUOSIDAD

Una auténtica explosión ecléctica de colores y formas que dan luz a materiales que parecen estar en continuo movimiento. Su delicada superficie se enfrenta con su imponente presencia y sofisticación. Una alegoría a la suntuosidad que te atrapará a través de sus destellos cautivadores, su luz cegadora y su resplandeciente superficie. Descubre una excelente selección de los mármoles más sublimes.



Venus SERIES

PORCELAIN RECT. 120x120 | RECT. 60x120 | RECT. 60x60
 PORCELÁNICO RECT. 47.2"x47.2" | RECT. 23.6x47.2" | RECT. 23.6x23.6"



≈ 11,4 MM

120x120



≈ 9,3 MM

60x120



≈ 9 MM

60x60



VENUS GREY POLISHED 60X120 CM

SIZE FORMATO	PIECES BOX PIEZAS CAJAS	M ² BOX M ² CAJA	KG BOX KG CAJA	BOXES CAJAS	M ² PALLET M ² PALLET	KG PALLET KG PALLET
RECT. 120x120	1	1,44	36,36	36	51,84	1.349
RECT. 60x120	2	1,44	31,5	32	46,08	1.020
RECT. 60x60	4	1,44	30	30	43,2	920



White

RECT. 120x120 CM | 47.2x47.2"
 RECT. 60x120 CM | 23,6x47,2"
 RECT. 60x60 CM | 23,6x23,6"

 POLISHED | PULIDO
 MATT | POLISHED
 MATT | POLISHED



Grey

RECT. 120x120 CM | 47.2x47.2"
 RECT. 60x120 CM | 23,6x47,2"
 RECT. 60x60 CM | 23,6x23,6"

 POLISHED | PULIDO
 MATT | POLISHED
 MATT | POLISHED



Sand

RECT. 120x120 CM | 47.2x47.2"
 RECT. 60x120 CM | 23,6x47,2"
 RECT. 60x60 CM | 23,6x23,6"

 POLISHED | PULIDO
 MATT | POLISHED
 MATT | POLISHED

Meteor SERIES

PORCELAIN RECT. 60x120 | RECT. 60x60
PORCELÁNICO RECT. 23.6x47.2" | RECT. 23.6x23.6"



≈ 9,3 MM

60x120



≈ 9,3 MM

60x60





METEOR SILVER POLISHED 60X120 CM

SIZE FORMATO	PIECES BOX PIEZAS CAJAS	M ² BOX M ² CAJA	KG BOX KG CAJA	BOXES CAJAS	M ² PALLET M ² PALLET	KG PALLET KG PALLET
RECT. 60x120	2	1,44	31,5	32	46,08	1.020
RECT 60x60	4	1,44	30	30	43,2	920



Gold



RECT. 60x120 CM | 23.6x47.2"
 RECT. 60x60 CM | 23.6x23.6"

 PULIDO | POLISHED
 PULIDO | POLISHED




Silver

RECT. 60x120 CM | 23.6x47.2"
 RECT. 60x60 CM | 23.6x23.6"

 PULIDO | POLISHED
 PULIDO | POLISHED

Spiral SERIES

PORCELAIN RECT. 120x120 | RECT. 60x120
PORCELÁNICO RECT. 47.2"x47.2" | RECT. 23.6x47.2"



≈ 11,4 MM

120x120



≈ 9,3 MM

60x120





SPIRAL POLISHED 60X120 CM

SIZE FORMATO	PIECES BOX PIEZAS CAJAS	M ² BOX M ² CAJA	KG BOX KG CAJA	BOXES CAJAS	M ² PALLET M ² PALLET	KG PALLET KG PALLET
RECT. 120x120	1	1,44	36,36	36	51,84	1.349
RECT. 60x120	2	1,44	31,5	32	46,08	1.020



Spiral

RECT. 120x120 CM | 47.2x47.2"
 RECT. 60x120 CM | 23,6x47,2"

 MATT | POLISHED
 MATT | POLISHED

Dust

SERIES

PORCELAIN RECT. 60x120
PORCELÁNICO RECT. 23.6x47.2"



± 9,3 MM


60x120



DUST POLISHED 60X120 CM

villa
ceramica

SIZE FORMATO	PIECES BOX PIEZAS CAJAS	M ² BOX M ² CAJA	KG BOX KG CAJA	BOXES CAJAS	M ² PALLET M ² PALLET	KG PALLET KG PALLET
RECT. 60x120	2	1,44	31,5	32	46,08	1.020



Dust

RECT. 60x120 CM | 23,6x47,2"

● ◆ MATT | POLISHED

Pluto

 SERIES

PORCELAIN RECT. 60x120
PORCELÁNICO RECT. 23.6x47.2"



± 9,3 MM

60x120



PLUTO 60x120 CM

SIZE FORMATO	PIECES BOX PIEZAS CAJAS	M ² BOX M ² CAJA	KG BOX KG CAJA	BOXES CAJAS	M ² PALLET M ² PALLET	KG PALLET KG PALLET
RECT. 60x120	2	1,44	31,5	32	46,08	1.020



Pluto

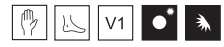
—
RECT. 60x120 CM | 23,6x47,2"

 PULIDO | POLISHED


Orion SERIES

COLOURED BODY PORCELAIN
PORCELÁNICO MASA COLOREADA

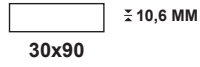
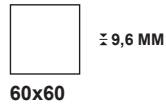
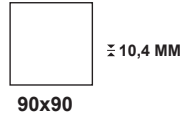
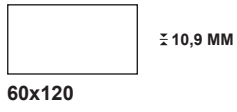
RECT. 60x120 | RECT. 90x90 | RECT. 60x60 CM
RECT. 23.6x47.2" | RECT. 35.4x35.4" | RECT. 23.6x23.6"



WHITE BODY RECT. 30x90 CM
PASTA BLANCA RECT. 11.8x35.4"




ORION GREY 60X120 +ORION PEARL 30X90+ DECOR ORION PEARL 30X90 CM




Orion SERIES

COLOURED BODY PORCELAIN
PORCELÁNICO MASA COLOREADA

RECT. 60x120 | RECT. 90x90 | RECT. 60x60 CM
RECT. 23.6x47.2" | RECT. 35.4x35.4" | RECT. 23.6x23.6"

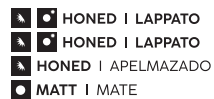


WHITE BODY RECT. 30x90 CM
PASTA BLANCA RECT. 11.8x35.4"



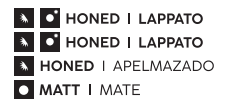
Cream

RECT. 60x120 CM | 23.6x47.2"
RECT. 90x90 CM | 35.4x35.4"
RECT. 60x60 CM | 23.6x23.6"
RECT. 30x90 CM | 11.8x35.4"


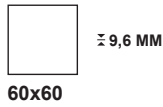
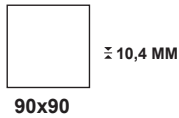
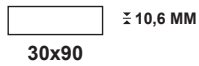
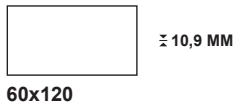


Pearl

RECT. 60x120 CM | 23.6x47.2"
RECT. 90x90 CM | 35.4x35.4"
RECT. 60x60 CM | 23.6x23.6"
RECT. 30x90 CM | 11.8x35.4"




SIZE FORMATO	PIECES BOX PIEZAS CAJAS	M ² BOX M ² CAJA	KG BOX KG CAJA	BOXES CAJAS	M ² PALLET M ² PALLET	KG PALLET KG PALLET
RECT. 60x120	2	1,44	36,52	27	38,88	1.009
RECT. 90x90	2	1,62	39,6	24	38,88	974
RECT. 60x60	3	1,08	23,5	40	43,2	924
RECT. 30x90	4	1,08	17,88	51	55,08	935
RECT. DECOR 30X90	4	1,08	17,88	51	55,08	935



Decor Orion Cream

RECT. DECOR 30x90 CM | 11.8x35.4"

■ MATT | MATE



Decor Orion Pearl

RECT. DECOR 30x90 CM | 11.8x35.4"

■ MATT | MATE



Grey


RECT. 60x120 CM | 23.6x47.2"
RECT. 90x90 CM | 35.4x35.4"
RECT. 60x60 CM | 23.6x23.6"

■ ■ HONED | LAPPATO
■ ■ HONED | LAPPATO
■ HONED | APELMAZADO

Milky way SERIES

PORCELAIN RECT. 60x120 | RECT. 90x90 | RECT. 60x60 CM
PORCELÁNICO RECT. 23,6x47,2" | RECT. 35,4x35,4" | RECT. 23,6x23,6"

WHITE BODY RECT. 30x90 CM
PASTA BLANCA RECT. 11,8x35,4"





villa
ceramica


SIZE FORMATO	PIECES BOX PIEZAS CAJAS	M² BOX M² CAJA	KG BOX KG CAJA	BOXES CAJAS	M² PALLET M² PALLET	KG PALLET KG PALLET
RECT. 60x120	2	1,44	36,52	27	38,88	1.009
RECT. 90x90	2	1,62	39,6	24	38,88	974
RECT. 60x60	3	1,08	23,5	40	43,2	924
RECT. 30x90	4	1,08	17,88	51	55,08	935
RECT. DECOR 30x90	4	1,08	17,88	51	55,08	935



Milky way

- RECT. 60x120 CM | 23.6x47.2"
- RECT. 90x90 CM | 35.4x35.4"
- RECT. 60x60 CM | 23.6x23.6"
- RECT. 30x90 CM | 11.8x35.4"

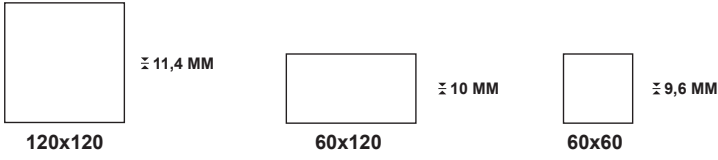
- HONED | APELMAZADO
- HONED | APELMAZADO
- HONED | APELMAZADO
- MATT | MATE



RECT. DECOR 30x90 CM | 11.8x35.4" MATT | MATE

Jump SERIES

PORCELAIN RECT. 120x120 | **RECT. 60x120** | **RECT. 60x60**
PORCELÁNICO RECT. 47.2"x47.2" | **RECT. 23.6x47.2"** | **RECT. 23.6x23.6"**






JUMP GOLD POLISHED 60x120 CM

SIZE FORMATO	PIECES BOX PIEZAS CAJAS	M ² BOX M ² CAJA	KG BOX KG CAJA	BOXES CAJAS	M ² PALLET M ² PALLET	KG PALLET KG PALLET
RECT. 120x120	1	1,44	36,36	36	51,84	1.349
RECT. 60x120	2	1,44	32,8	30	43,2	1.000
RECT. 60x60	4	1,44	31,4	30	43,2	962






Silver

RECT. 120x120 CM | RECT. 47.2x47.2"  POLISHED | PULIDO
 RECT. 60x120 CM | 23.6x47.2"  MATT | POLISHED | GLOSSY
 RECT. 60x60 CM | 23.6x23.6"  MATT | POLISHED



Gold

RECT. 120x120 CM | RECT. 47.2x47.2"  POLISHED | PULIDO
 RECT. 60x120 CM | 23.6x47.2"  MATT | POLISHED | GLOSSY
 RECT. 60x60 CM | 23.6x23.6"  MATT | POLISHED

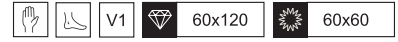


Blue

RECT. 120x120 CM | RECT. 47.2x47.2"  POLISHED | PULIDO
 RECT. 60x120 CM | 23.6x47.2"  MATT | POLISHED | GLOSSY
 RECT. 60x60 CM | 23.6x23.6"  MATT | POLISHED

Supreme SERIES

PORCELAIN RECT. 60x120 | RECT. 60x60 CM
PORCELÁNICO RECT. 23.6x47.2" | RECT. 23.6x23.6"



± 10,4 MM

60x120



± 10 MM

60x60




SUPREME GREY GLOSSY 60X60 CM

SIZE FORMATO	PIECES BOX PIEZAS CAJAS	M ² BOX M ² CAJA	KG BOX KG CAJA	BOXES CAJAS	M ² PALLET M ² PALLET	KG PALLET KG PALLET
RECT. 60x120	2	1,44	32,8	30	43,2	1.000
RECT. 60x60	4	1,44	31,4	30	43,2	965



Perla

RECT. 60x120 CM | 23.6x47.2"
 RECT. 60x60 CM | 23.6x23.6"

 POLISHED | PULIDO
 GLOSSY | BRILLO



Grey


RECT. 60x120 CM | 23.6x47.2"
 RECT. 60x60 CM | 23.6x23.6"

 POLISHED | PULIDO
 GLOSSY | BRILLO



Cream

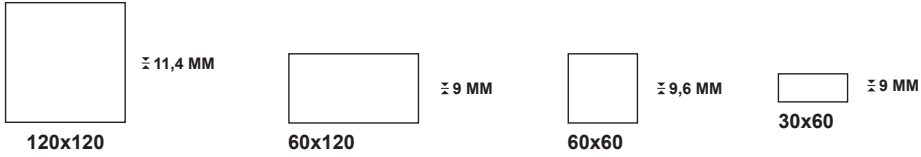
RECT. 60x120 CM | 23.6x47.2"
 RECT. 60x60 CM | 23.6x23.6"

 POLISHED | PULIDO
 GLOSSY | BRILLO


Marma

SERIES

PORCELAIN RECT. 120x120 | RECT. 60x120 | RECT. 60x60 | RECT. 30x60 CM
 PORCELÁNICO RECT. 47.2"x47.2" | RECT. 23.6x47.2" | RECT. 23.6x23.6" | RECT. 11.8x23.6"



SIZE FORMATO	PIECES BOX PIEZAS CAJAS	M ² BOX M ² CAJA	KG BOX KG CAJA	BOXES CAJAS	M ² PALLET M ² PALLET	KG PALLET KG PALLET
RECT. 120x120	1	1,44	36,36	36	51,84	1,349
RECT. 60x120	2	1,44	34	32	46,08	1,110
RECT. 60x60	4	1,44	30,2	30	43,2	920
RECT. 30x60	6	1,08	22	48	51,84	1,075



White

RECT. 120x120 CM | 47.2x47.2"
 RECT. 60x120 CM | 23.6x47.2"
 RECT. 60x60 CM | 23.6x23.6"
 RECT. 30x60 CM | 11.8x23.6"

[Glossy icon] [Matt icon] MATT | POLISHED
 [Glossy icon] [Matt icon] GLOSSY | MATT | POLISHED
 [Glossy icon] [Matt icon] GLOSSY | MATT
 [Matt icon] MATT | MATE

Statuario SERIES

PORCELAIN RECT. 60x120 CM
PORCELÁNICO RECT. 23,6x47,2"



± 10,4 MM

60x120



STATUARIO POLISHED 60X120 CM

SIZE FORMATO	PIECES BOX PIEZAS CAJAS	M ² BOX M ² CAJA	KG BOX KG CAJA	BOXES CAJAS	M ² PALLET M ² PALLET	KG PALLET KG PALLET
RECT. 60x120	2	1,44	34	32	46,08	1.110



Statuario

—
RECT. 60x120 CM | 23,6x47,2"

◆ POLISHED | PULIDO

Nova

 SERIES

WHITE BODY RECT. 30x90 CM
PASTA BLANCA RECT. 11.8x35.4"



 ≈ 9 MM
30x90



SIZE FORMATO	PIECES BOX PIEZAS CAJAS	M ² BOX M ² CAJA	KG BOX KG CAJA	BOXES CAJAS	M ² PALLET M ² PALLET	KG PALLET KG PALLET	SIZE PALLET TAMAÑO PALLET
RECT. 30x90	5	1,35	22	63	85,05	1.335	920x1230x1040
RECT. DECOR 30x90	4	1,08	19	63	68,04	1.200	920x1230x1040



Nova

RECT. 30x90 CM | 11.8x35.4"

● ● MATT | GLOSSY



Decor Nova

RECT. DECOR 30x90 CM | 11.8x35.4"

● MATT | MATE

Absolut

SERIES

PORCELAIN RECT. 60x120 | RECT. 60x60 CM
 PORCELÁNICO RECT. 23.6x47.2" | RECT. 23.6x23.6"



≈ 9,5 MM

60x120



≈ 9,1 MM

60x60



ABSOLUT GOLD 60X60 CM

RECT. 60x120

SIZE FORMATO	PIECES BOX PIEZAS CAJAS	M ² BOX M ² CAJA	KG BOX KG CAJA	BOXES CAJAS	M ² PALLET M ² PALLET	KG PALLET KG PALLET
RECT. 60x120	2	1,44	32,8	30	43,2	1.000
RECT. 60x60	4	1,44	31,4	30	43,2	962

villa
ceramica



Gold

RECT. 60x120 CM | 23,6x47,2"
RECT. 60x60 CM | 23,6x23,6"

▣ MATT | MATE
▣ MATT | MATE



Silver

RECT. 60x120 CM | 23,6x47,2"
RECT. 60x60 CM | 23,6x23,6"

▣ MATT | MATE
▣ MATT | MATE

Atmosphere

SERIES

PORCELAIN RECT. 60x120 | RECT. 90x90 | RECT. 60x60 CM
 PORCELÁNICO RECT. 23,6x47,2" | RECT. 35,4x35,4" | RECT. 23,6x23,6"



≈ 10,9 MM

60x120



≈ 10,4 MM

90x90



≈ 9,6 MM

60x60



ATMOSPHERE WHITE 90X90 CM

SIZE FORMATO	PIECES BOX PIEZAS CAJAS	M ² BOX M ² CAJA	KG BOX KG CAJA	BOXES CAJAS	M ² PALLET M ² PALLET	KG PALLET KG PALLET
RECT. 60x120	2	1,44	36,52	27	38,88	1.009
RECT. 90x90	2	1,62	39,6	24	38,88	974
RECT. 60x60	3	1,08	23,5	40	43,2	924



White

RECT. 60x120 CM | 23,6x47,2"
RECT. 90x90 CM | 35,4x35,4"
RECT. 60x60 CM | 23,6x23,6"

- LAPPATO | LAPADO
- LAPPATO | LAPADO
- LAPPATO | LAPADO



Grey

RECT. 60x120 CM | 23,6x47,2"
RECT. 90x90 CM | 35,4x35,4"
RECT. 60x60 CM | 23,6x23,6"

- LAPPATO | LAPADO
- LAPPATO | LAPADO
- LAPPATO | LAPADO



Black

RECT. 60x120 CM | 23,6x47,2"
RECT. 90x90 CM | 35,4x35,4"
RECT. 60x60 CM | 23,6x23,6"

- LAPPATO | LAPADO
- LAPPATO | LAPADO
- LAPPATO | LAPADO

Naturally, it's wood.

INSPIRED BY BEAUTY FROM THE ORIGINAL WOOD

Materials with a noble presence, inspired by the beauty of the original wood. We invite you to discover a range of technical porcelain woods capable of recreating the authentic texture and surface of natural wood, in different formats and an infinite range of colors.

INSPIRADOS EN LA BELLEZA DE LA MADERA ORIGINAL

Materiales de presencia noble, inspirados en la belleza de la madera original. Te invitamos a descubrir una gama de maderas en porcelánico técnico capaces de recrear la textura y superficie auténtica de la madera natural, en diferentes formatos y una gama de colores infinita.

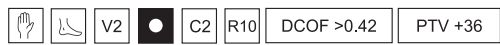
villa
ceramica



Planet

 SERIES

PORCELAIN RECT. 20x120 CM
PORCELÁNICO RECT. 7.8x47,2"



≈ 9,8 MM
20x120



PLANET OAK 20X120 CM

SIZE FORMATO	PIECES BOX PIEZAS CAJAS	M ² BOX M ² CAJA	KG BOX KG CAJA	BOXES CAJAS	M ² PALLET M ² PALLET	KG PALLET KG PALLET
RECT. 20x120	5	1,2	29,5	36	43,2	1.085



Grey

RECT. 20x120 CM
 RECT. 7,8x47,2" ■ MATT | MATE



Natural

RECT. 20x120 CM
 RECT. 7,8x47,2" ■ MATT | MATE



Oak

RECT. 20x120 CM
 RECT. 7,8x47,2" ■ MATT | MATE



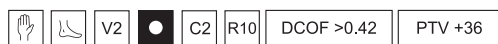
Walnut


RECT. 20x120 CM
 RECT. 7,8x47,2" ■ MATT | MATE

Matter

SERIES

PORCELAIN RECT. 20x120 CM
 PORCELÁNICO RECT. 7.8x47,2"




 ≈ 9,8 MM
 20x120



MATTER NATURAL 20X120 CM

SIZE FORMATO	PIECES BOX PIEZAS CAJAS	M ² BOX M ² CAJA	KG BOX KG CAJA	BOXES CAJAS	M ² PALLET M ² PALLET	KG PALLET KG PALLET	SIZE PALLET TAMAÑO PALLET
RECT. 20x120	5	1,2	29,5	36	43,2	1.085	1200x800x750



Pearl

RECT. 20x120 CM
RECT. 7,8x47,2" MATT | MATE



Natural

RECT. 20x120 CM
RECT. 7,8x47,2" MATT | MATE



Oak

RECT. 20x120 CM
RECT. 7,8x47,2" MATT | MATE



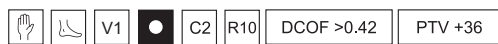
Nut

RECT. 20x120 CM
RECT. 7,8x47,2" MATT | MATE

Comet

 SERIES

PORCELAIN RECT. 20x120 CM
PORCELÁNICO RECT. 7.8x47,2"



 ≈ 10 MM
20x120



COMET TAUPE 20X120 CM

SIZE FORMATO	PIECES BOX PIEZAS CAJAS	M ² BOX M ² CAJA	KG BOX KG CAJA	BOXES CAJAS	M ² PALLET M ² PALLET	KG PALLET KG PALLET
RECT. 20x120	4	0,96	21	60	57,6	1.260



Grey

RECT. 20x120 CM
 RECT. 7,8x47,2" MATT | MATE



Taupe

RECT. 20x120 CM
 RECT. 7,8x47,2" MATT | MATE



Oak

RECT. 20x120 CM
 RECT. 7,8x47,2" MATT | MATE






Cherry

RECT. 20x120 CM
 RECT. 7,8x47,2" MATT | MATE

Tropic SERIES

PORCELAIN RECT. 20x120 CM
PORCELÁNICO RECT. 7.8x47,2"

		V3		C2	R10	DCOF >0.42	PTV +36
---	--	----	---	----	-----	------------	---------

 ≈ 11,1 MM
20x120



TROPIC NUEZ 20X120 CM

SIZE FORMATO	PIECES BOX PIEZAS CAJAS	M ² BOX M ² CAJA	KG BOX KG CAJA	BOXES CAJAS	M ² PALLET M ² PALLET	KG PALLET KG PALLET
RECT. 20x120	5	1,2	27,11	45	54	1.230



Winter

RECT. 20x120 CM
 RECT. 7,8x47,2" ■ MATT | MATE



Haya

RECT. 20x120 CM
 RECT. 7,8x47,2" ■ MATT | MATE



Nuez

RECT. 20x120 CM
 RECT. 7,8x47,2" ■ MATT | MATE







Cerezo

RECT. 20x120 CM
 RECT. 7,8x47,2" ■ MATT | MATE

Cava SERIES

PORCELAIN RECT. 20x120 CM
PORCELÁNICO RECT. 7.8x47,2"

  V2  C2 R10 DCOF >0.42 PTV +36

 ≈ 9 MM
20x120



SIZE FORMATO	PIECES BOX PIEZAS CAJAS	M ² BOX M ² CAJA	KG BOX KG CAJA	BOXES CAJAS	M ² PALLET M ² PALLET	KG PALLET KG PALLET
RECT. 20x120	7	1,68	31,93	44	73,92	1.420



Grey

RECT. 20x120 CM
 RECT. 7,8x47,2" MATT | MATE



Haya

RECT. 20x120 CM
 RECT. 7,8x47,2" MATT | MATE



Natural

RECT. 20x120 CM
 RECT. 7,8x47,2" MATT | MATE

The purity of immaculate white.


**TIMELESS BEAUTY FOR SPACES
WITH SOUL**

Let yourself be transported by the gentle attraction of pure white. The pure beauty of its immensity will transport you to a pleasant feeling of well-being and comfort. Discover our selection of collections in this stunning shade.

**BELLEZA ATEMPORAL PARA
ESPACIOS CON ALMA**

Déjate transportar por la suave atracción del blanco impoluto. La belleza pura de su inmensidad te transportará hacia una agradable sensación de bienestar y confort. Descubre nuestra selección de colecciones con esta imponente tonalidad.

villa
ceramica



Star SERIES

PORCELAIN RECT. 60x120 CM | RECT. 60x60 | 30x60 CM
PORCELÁNICO RECT. 23.6x47.2" | RECT. 23.6x23.6" | 11.8x23.6"



≈ 9,3 MM

60x120



≈ 9 MM

60x60



≈ 8 MM

30x60



STAR POLISHED 60X120 CM



SIZE FORMATO	PIECES BOX PIEZAS CAJAS	M ² BOX M ² CAJA	KG BOX KG CAJA	BOXES CAJAS	M ² PALLET M ² PALLET	KG PALLET KG PALLET
RECT. 60x120	2	1,44	31,5	32	46,08	1.020
RECT. 60x60	4	1,44	30	30	43,2	920
RECT. 30x60	6	1,08	23,6	48	51,84	1.152



Star

—

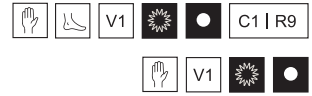
RECT. 60x120 CM | 23.6x47.2"
 RECT. 60x60 CM | 23.6x23.6"
 RECT. 30x60 CM | 11.8x23.6"

 MATT | POLISHED
 MATT | GLOSSY
 MATT | GLOSSY

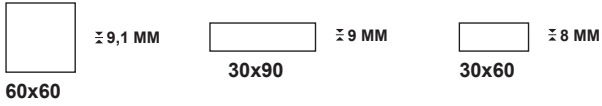
Apolo SERIES

PORCELAIN RECT. 60x60 | RECT. 30x60 CM
PORCELÁNICO RECT. 23.6x23.6" | RECT. 11.8x23.6"


WHITE BODY RECT. 30x90 CM
PASTA BLANCA RECT. 11.8x35.4"



APOLO GLOSSY 30X90 | DECOR APOLO BRILLO 30X90 CM



SIZE FORMATO	PIECES BOX PIEZAS CAJAS	M ² BOX M ² CAJA	KG BOX KG CAJA	BOXES CAJAS	M ² PALLET M ² PALLET	KG PALLET KG PALLET
RECT. 60x60	4	1,44	30,2	30	43,2	920
RECT. 30x60	8	1,44	26,64	60	86,4	1.618
RECT. 30x90	5	1,35	22	63	85,05	1.335
RECT. DECOR 30X90	4	1,08	19	63	68,04	1.200



Apolo

RECT. 60x60 CM | 23.6x23.6"
RECT. 30x60 CM | 11.8x23.6"
RECT. 30x90 CM | 11.8x35.4"

- MATT | GLOSSY
- MATT | GLOSSY
- MATT | GLOSSY



Decor Apolo Brillo

RECT. DECOR 30x90 CM | 11.8x35.4"

- MATT | GLOSSY

Users guide

GUÍA DE USO

LAYING RECOMMENDATIONS

Correct, careful laying of Villa Cerámica, is ceramic products are vital for taking full advantage of their technical characteristics. For this reason, the following

points are necessary:

- Check the caliber, tone and quality of the product before laying.
- Choose appropriate installation tools (toothed trowel, white rubber hammer, suction grip and rubber trowel for pointing).
- Ensure that the surface on which the material is to be laid is level, clean and insulated from damp.
- Pay special attention to the type of adhesive to be used (consult the habitual adhesive supplier), since each type of ceramic requires the appropriate adhesive. (Standard of reference: EN-1348).
- For rectangular and/or large formats (side larger than **60** cm) the use of a leveling system such as wedges are recommended to ensure a correct installation.
- The professional responsible for laying the material must choose the appropriate joints between pieces and the perimeter joints, in order to guarantee correct absorption of structural movements, and an allowance for dimensional tolerances of the product. Villa Cerámica recommends laying the tiles with a minimum joint of **2** mm and checking for other indications given on the box (measurements between calibers, recommended joint).
- Do not use colored pointing material containing black smoke (micronized carbon) or dyes which can hamper the cleaning of the tiled surface.
- Clean off excess pointing material from the surface of the tiles when it is still fresh, using a sponge and clean water; never use hard materials that could scratch the tiles, such as metal spatulas or abrasive scourers. Always follow the recommendations given by the adhesive manufacturer.
- Once the tiles are laid, avoid working in the tiled zone (plastering, painting, placing scaffolds/ladders, projecting metallic fragments from disc grinders, moving tools, dragging heavy objects, moving remains of abrasive building materials, etc.) If this cannot be avoided, always protect the tiles and joints to prevent problems of cleaning or deterioration. The materials used for this protection must not be harmful or contain chemical products which may damage the tiling.

Special for the shade variation series:

To obtain an excellent aesthetic finish in terms of design and to appreciate all of its qualities, Villa Cerámica recommends mixing tiles from the greatest possible number of boxes before starting installation. Already fixed material claims, related with the before mentioned points will not be accepted.

Special for laying rectangular formats:

When laying rectangular formats discontinuously, never do so in the center of the piece. In order to maintain the aesthetic appearance and avoid difficulties in installation, we recommend that discontinuous laying does not exceed **25%** of the side to which it is applied. For rectangular and large formats (side larger than **60** cm) the use of a leveling system such as wedges are recommended to ensure a correct installation.

MAINTENANCE

To maintain the beauty and elegance of Villa Cerámica, we advise daily cleaning with conventional methods. To remove remains of dust and solids: sweeping or vacuum cleaning. Do not use dust-catcher mops with silicones and waxes. The surface must be washed with neutral soap and the amount of hot water

RECOMENDACIONES DE COLOCACIÓN

Una colocación adecuada y cuidadosa de los productos fabricados por Villa Cerámica es vital para hacer resaltar al máximo las características técnicas de los mismos. Por este motivo, es necesario:

- Verificar el calibre, tono y calidad del producto, antes de la colocación. Reclamaciones acerca de estos puntos tras la colocación no serán aceptadas.
- Escoger herramientas de instalación adecuadas (llana dentada, maza de goma blanda, ventosa y llana de goma para la aplicación de la junta).
- Que la superficie sobre la cual vaya a instalarse el material esté nivelada, limpia y aislada de la humedad.
- Prestar especial atención al tipo de adhesivo a utilizar (consultar con el proveedor habitual de adhesivos), dado que cada tipo de cerámica requiere el adhesivo adecuado. (Norma de referencia: EN-1348).
- Para formatos rectangulares y/o de gran formato (lado mayor de 60 cm) se recomienda el uso de sistemas nivelados como campanas o cuñas para garantizar una correcta colocación.
- El profesional responsable de la colocación del material, debe elegir adecuadamente las juntas entre piezas, así como las juntas perimetrales, de manera que se garantice una correcta absorción de movimientos estructurales, y una compensación de tolerancias dimensionales del producto. Villa Cerámica recomienda colocar la cerámica con una junta mínima de 2 mm y comprobar si en la caja hay otras indicaciones (medidas entre calibres o junta recomendada).
- No se debe utilizar junta de color que contenga negro de humo (carbón micronizado), ni tintes que pueden dificultar la limpieza de la superficie revestida.
- Limpiar los restos de rejuntado de la superficie de las baldosas cuando aún están frescos, utilizando una esponja con agua limpia; en ningún caso deben utilizarse materiales que presenten alta dureza y puedan rayar el producto cerámico tales como espátulas metálicas o estropajos abrasivos. Siempre se deben seguir las recomendaciones indicadas por el fabricante de adhesivos.
- Una vez colocado el azulejo, hay que evitar las operaciones en la zona alicatada (enyesado, pintura, colocación andamios/escaleras, proyección de restos metálicos de radiales, trasiego de herramientas, arrastre de objetos pesados, resto de materiales abrasivos de obra, etc.), en caso contrario, siempre hay que proteger las baldosas y las juntas para evitar posteriores problemas de limpieza o deterioro. El material que se use para esta protección, no debe dañar ni contener productos químicos que dañen al azulejo.

Especial para las series destonificadas:

Para obtener un excelente acabado estético en cuanto al diseño y apreciar todas sus cualidades, Villa Cerámica recomienda que se mezclen baldosas del mayor número de cajas posible antes de iniciar la instalación.

Especial Colocación de formatos rectangulares:

La colocación a rompejunta de formatos rectangulares nunca debe realizarse en la mitad de la pieza. Se aconseja que para mantener la estética y evitar dificultades en su instalación, la colocación a rompejunta no supere el 25% del lado sobre el que se aplica. Para formatos rectangulares y/o de gran formato (lado mayor de 60 cm.) se recomienda el uso de sistemas de nivelación como campanas o cuñas para garantizar una correcta colocación.

MANTENIMIENTO

Para mantener la belleza y elegancia de la cerámica Villa Cerámica, se aconseja la limpieza periódica del material, con sistemas convencionales. Para la eliminación de restos de polvo y sólidos: por barrido o aspiración. No se debe utilizar mopas atrapa polvo con siliconas y ceras. El lavado de la superficie se debe realizar con jabón

recommended by the manufacturer. Do not use cleaning products containing wax, brighteners or similar additives, since in time they may leave a waterproof layer on the tile which alters its surface appearance. We strongly recommend the use of doormats, which must remain clean, in entrances to tiled areas, whether from the street, terrace or garden, to prevent the entry of abrasive elements. We recommend special care in zones close to beaches or construction works, where there is a risk of sand and stones being brought in. It is advisable to place protections on objects which can mark the tiles if dragged (metal table legs, chairs, etc.), being especially careful with shiny and satin-finished products. If the tiles cannot be cleaned completely, we provide the following table showing suitable cleaning agents for each type of dirt:

neutro y la cantidad de agua caliente recomendada por el fabricante. No se deben usar productos de limpieza abrillantadores, cerosos o con aditivos similares ya que con el paso del tiempo pueden dejar una capa impermeabilizante sobre la cerámica que altera el aspecto superficial de la misma. Es recomendable la colocación de felpudos, que deberán permanecer limpios, en las entradas a los lugares pavimentados, ya sea desde la calle, terrazas o jardines, para evitar la entrada de elementos abrasivos. Se recomienda especial cuidado en zonas cercanas a playas u obras que pueden aportar arenas y piedras. Es aconsejable poner protecciones a los objetos que por arrastre pudieran marcar el producto (patas metálicas de mesas, sillas, etc.), teniendo especial rigurosidad con productos brillantes y satinados. Si la suciedad no se elimina completamente, facilitamos la siguiente tabla, donde se encuentran los agentes limpiadores adecuados para cada tipo de suciedad:

TYPE OF STAIN - CLEANING AGENT

TIPO DE MANCHA - AGENTE DE LIMPIEZA

Oil, ink, marker pen, tomato, fruit, chocolate, grease.

- Organic solvents: alcohol, turpentine, acetone.
- Alkaline detergents in liquid or powder form.
- Bicarbonate.

Tar, rubber, shoe polish, paint, graffiti, wax, resins, marker pen, nail varnish.

- Organic solvents: alcohol, turpentine, acetone.

Coffee, ice cream, nicotine, wine.

- Alkaline detergents in liquid or powder form.

Lime, cement, beer, metal deposits, soft drinks, fruit juices.

- Diluted acids: vinegar, hydrochloric acid.

Glue, chewing gum, tire or shoe rubber.

- Organic solvents: alcohol, turpentine, acetone.
- Diluted acids: hydrochloric acid.

Blood, mercromina, iodine.

- Oxidant: oxygenated water.

Incrustations.

- Pressurized water.

Aceite, chocolate, tomate, frutas, grasa, tinta, rotulador.

- Disolvente orgánico: alcohol, aguarrás, acetona.
- Detergente alcalino ya sea en líquido o en polvo.
- Bicarbonato.

Alquitrán, caucho, betún, pintura, graffiti, cera, resina, rotulador, esmalte de uñas.

- Disolvente orgánico: alcohol, aguarrás, acetona.

Café, helado, nicotina, vino.

- Detergente alcalino ya sea líquido o en polvo.

Cal, cemento, cerveza, depósitos metálicos, refrescos, zumos.

- Ácidos diluidos: vinagre, sulfamán o ácido clorhídrico.

Cola, goma de mascar, goma de neumático o zapato.

- Disolvente orgánico: alcohol, aguarrás o acetona.
- Ácidos diluidos: sulfamán o ácido clorhídrico.

Sangre, Mercromina, Yodo.

- Oxidante: Agua oxigenada.

Incrustaciones.

- Agua a presión.

Never use any products containing hydrofluoric acid, only those indicated in the table above. All the products shown in the table can easily be found in ordinary household stores and shopping centres. Special for polished porcelain tiles: In the case of polished porcelain tiles, once all the material has been laid and the remains of cement, pointing and any other building material have been cleaned off, on some polished surfaces the presence of an 'oily' film can be observed due to the 'stainresistant' inertisation treatment they are given. If this occurs, Villa Ceramica recommends cleaning the surface with dry cleaning products (detergents in powder form) and, once this fine protective film has been eliminated, cleaning the tiles as indicated above. In extreme lighting conditions, light reflections may occur due to the high degree of brightness and the characteristics of the product. We recommend removing stains immediately.

Nunca hay que utilizar productos que contengan fluorhídrico, sólo los indicados en la tabla anterior. Todos los productos indicados en la tabla se pueden encontrar fácilmente en droguerías y centros comerciales habituales. Especial para porcelánicos pulidos: Una vez instalado todo el material y habiendo limpiado los restos de cemento, rejuntado y cualquier material de obra, en algunos productos pulidos, debido al tratamiento superficial de inertización "anti manchas" que se le realiza, puede observarse la presencia de una película "grasa" en la superficie de las piezas. En caso de presentarse esta situación, Villa Cerámica recomienda la limpieza de la superficie con productos de limpieza en seco (detergentes en polvo), y una vez eliminada esa fina película protectora proceder a la limpieza del producto de la forma anteriormente indicada. Por otro lado, en condiciones extremas de iluminación se pueden producir reflejos y sombras debido al alto grado de brillo y las características del producto. Se recomienda limpiar las manchas de forma inmediata.

Technical information

INFORMACIÓN TÉCNICA

	RED & WHITE BODY WALL TILES REV/ PAV PASTA ROJA / BLANCA PÂTE ROUGE / BLANCHE ROTE WEISSE SCHERBEN NORMA EN 14411:E ISO 13006 ANEXO L GRUPO BIII.	PORCELAIN GRES PORCELÁNICO GRES CERAME FEINSTEINZEUG NORMA EN 14411:E ISO 1300 6 ANEXO G GRUPO BIA.
TECHNICAL CHARACTERISTICS CARACTERÍSTICAS TÉCNICAS CHARACTERISTIQUES TECHNIQUES TECHNISCHE EIGENSCHAFTEN	NORM VALUE VALOR DE LA NORMA VALEUR DE LA NORME WERT GEMÄSS DER NORM	NORM VALUE VALOR DE LA NORMA VALEUR DE LA NORME WERT GEMÄSS DER NORM
LENGTH AND WIDTH (ISO 10545-2) LONGITUD Y ANCHURA LONGUERUR ET LARGEUR / LÄNGE UND BREITE	+0.6% / - 0.3%	±0.6%
WEDGING (ISO 10545-2) ORTOGONALIDAD / ORTHOGONALITÉ RECHTWINKLIGKEIT	±0.3%	±0.6%
WARPAGE OF EDGES (ISO 10545-2) RECTITUD DE LOS LADOS / RECTITUDE DES ARÊTES KANTENGERADHEIT	±0.3%	±0.5%
THICKNESS (ISO 10545-2) GROSOR / EPAISSEUR / DICKE	±10%	±5%
FLATNESS (ISO 10545-2) PLANITUD DE LA SUPERFICIE / PLANITUDEÉ EBENMÄSSIGKEIT DER OBERFLÄCHE	+0.8 mm / -0.2 mm	±0.5%
WATER ABSORPTION (ISO 10545-3) ABSORCIÓN DE AGUA / ABSORPTION D'EAU WASSERABSORPTION	> 10%	≤ 0.5%
FORCE OF BREAKAGE FUERZA DE ROTURA / FORCE DE RUPTURE	*Espesor < 7.5mm Min 200N *Espesor ≥ 7.5 mm Min 600N	*Espesor < 7.5mm Min 700N *Espesor ≥ 7.5 mm Min 1300N
THERMAL SHOCK (ISO 10545-9) CHOQUE TÉRMICO / RESISTANCE AU CHOC THERMIQUE TEMPERATURWECHSELBESTÄNDIGKEIT	Passes standard test Pasa satisfactoriamente el ensayo A validé le test standard Hat den standartest bestanden	Passes standard test Pasa satisfactoriamente el ensayo A validé le test standard Hat den standartest bestanden
RESISTANCE TO CRACKING (ISO 10545-11) RESISTENCIA AL CUARTEO / RESISTANCE FENDAGE RISSFESTIGKEIT	Passes standard test Pasa satisfactoriamente el ensayo A validé le test standard Hat den standartest bestanden	Passes standard test Pasa satisfactoriamente el ensayo A validé le test standard Hat den standartest bestanden
RESISTANCE TO STAINS (ISO 10545-14) RESISTENCIA A LAS MANCHAS RÉSISTANCES AUX TACHES / FLECKENMPFINDLICHKEIT	CLASS 3 MIN / MÍNIMO CLASE 4 CLASSE 3 MIN / MIN KLASSE 3	CLASS 3 MIN / MÍNIMO CLASE 4 CLASSE 3 MIN / MIN KLASSE 3
ACIDS BASES (ISO 10545-15) ÁCIDOS Y BASES / ACIDE BASES / SÄUREN BASEN	By te manufacturer / indicado por el fabricante Indiqué par le producteur / siehe angebe des herstellere	By te manufacturer / indicado por el fabricante Indiqué par le producteur / siehe angebe des herstellere
RESIDENTIAL (SWIMMING POL) CHEMICALS (ISO 10545-13) RESISTENCIA A LOS PRODUCTOS DE LIMPIEZA Y REACTIVOS DE PISCINAS PROUIDITS DOMESTIQUES ET ADDITFS POUR PISCINES HAUSHALTSCHEMIKALIEN UND SCHWIMMBADZUSÄTZE	MÍNIMO CLASE GB-UB / CLASSE GB-UB MIN CLASSE GB-UB MIN / MIN KLASSE GB-UB	MÍNIMO CLASE GB-UB / CLASSE GB-UB MIN CLASSE GB-UB MIN / MIN KLASSE GB-UB

VILLA CERÁMICA SUMINISTRA PRODUCTOS QUE CUMPLEN LA NORMA EN 14411 E ISO 13006

The production of the colours is approximate. Villa Cerámica reserves the right to alter or amend the products here stated. Due to the difference in manufacturing of raw materials and firing process between floor tiles and wall tiles, Villa Cerámica cannot guarantee the same shade between those two products and will not accept any claims for shade differences between floor/wall combinations.

La reproducción de los colores es aproximada. Villa Cerámica se reserva el derecho de alterar o modificar los productos aquí relacionados. Debido a las diferencias en la producción de la materia prima y las temperaturas de cocción entre revestimientos y pavimentos, villa ceramica no puede garantizar el mismo tono entre revestimientos y pavimentos de la misma serie. Villa Cerámica no acepta reclamaciones de tonos entre combinaciones de revestimientos y pavimentos.

La reproduction des couleurs est approximative. Villa Cerámica se réserve le droit de changer ou de modifier les produits énumérés ici. En raison des différences de production des matières premières et des températures de cuisson entre le revetements de mur et sol, Villa Cerámica ne peut garantir la même nuance entre faïence et sol d'une même série.